

Handelsbanken Pension 50 - Premiépension

The fund is primarily intended for investors born in the 1950s. The fund is suitable for pension savings, which means that as you age, the fund investments become safer by gradually switching investments from the equity market to the fixed income market. The fund is reported as an Article 8 fund pursuant to EU regulation 2019/2088 on sustainability-related disclosures in the financial services sector (SFDR).

Performance

10.05.2024

| YTD | 1 week | 1 mth. | 3 mån | 1 year | 5 years | 10 years |
|-------|--------|--------|-------|--------|---------|----------|
| 4.75% | 1.07% | 1.42% | 3.45% | 10.34% | 32.09% | 89.49% |

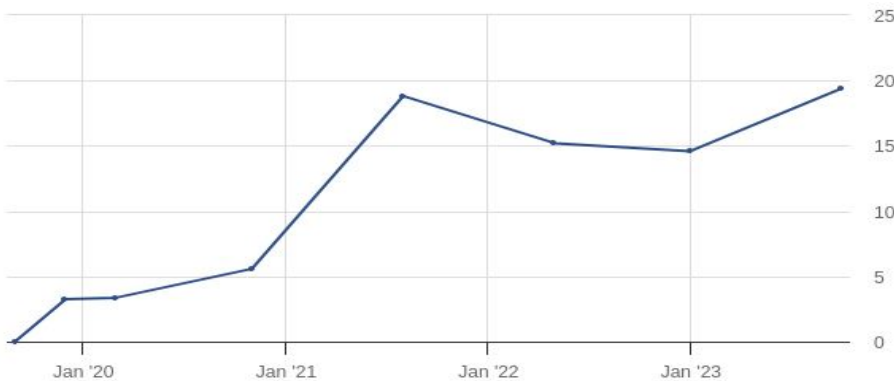
Average performance

| Average perf. | 2 years | 3 years | 5 years | 10 years |
|--------------------|---------|---------|---------|----------|
| Fund ¹ | 5.95% | 4.00% | 5.34% | 6.52% |
| Index ² | 5.50% | 3.69% | 4.86% | 6.45% |

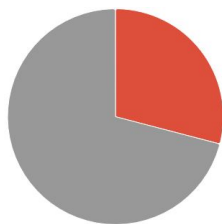
¹ Calculated on the fund's monthly closing price

² Benchmark index: OMRX Treasury Bill Index (35,625%), HMNI Swe All Mortgage Dur Const 2.5Y (10,6875%), HMNI Swe All Government Dur Const 6Y (24,9375%), Solactive ISS ESG Screened Paris Aligned Global Markets Index NTR (14,375%), Solactive ISS ESG Screened Paris Aligned Nordic Index NTR (14,375%). The information in the table refers to the benchmark index valid at any given time. In the event the fund has previously had other benchmark indexes, this information can be found in the fund's annual report.

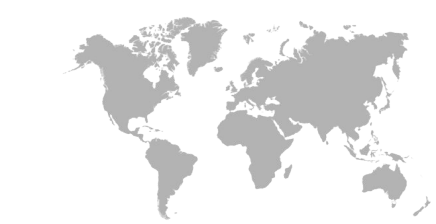
Five years performance



Portfolio



As of: 30.04.2024



As of: 30.04.2024

Fund manager



Anders Dolata

Experience in the fund industry 1994.
Portfolio Manager since 1 April 2020.

| | |
|-----------------------------|---------------------|
| Main category | |
| Risk | 3 |
| Rate | 231.40 (10.05.2024) |
| Reporting Currency | SEK |
| Price/Trade | Daily |
| Total Rating™ | ★★★★ |
| Minimum investment | 0 SEK |
| Monthly savings | - |
| Traded on the Internet | No |
| Management Fee | 0.0% |
| Entry charge | 0% |
| Exit charge | 0% |
| Fund assets | 14,699 MSEK |
| Distribution per fund unit | - |
| Distribution date | - |
| Fund, date of launch | 19.10.2018 |
| Share class, date of launch | 19.10.2018 |

Largest holdings

| | |
|--|--------|
| Handelsbanken Ins Kortrant (A1 SEK) | 19.74% |
| Handelsbanken Långränta (A1 SEK) | 19.12% |
| Handelsbanken Norden Ind Crit (A1 SEK) | 14.59% |
| Handelsbanken Global Index Crit (A1 SEK) | 12.99% |
| Handelsbanken Kortranta (A1 SEK) | 8.58% |
| Handelsbanken Ränteaavkastning (A1 SEK) | 8.57% |
| XACT Obligation ETF | 7.82% |
| Handelsbanken Korträn SEK (A1 SEK) | 6.93% |
| Handelsbanken GI Småbolag Ind Cri A1 SEK | 1.41% |

Historical yields are not a guarantee of future returns. A fund can both increase and decrease in value and it is not guaranteed that you will recover the entire invested amount. Note that a fund with risk level 5-7, as stated in the fund's fact sheet (KID), can vary greatly in value due to the fund's composition and management methodology. The prospectus, fund rules and KID are available under each fund. [Summary of investors' rights.](#)

The fund's fact sheet, risk level, fund rules and prospectus are available at www.handelsbanken.se/funds. Handelsbanken does not assume liability for any errors in the information.

www.handelsbanken.se/funds

Handelsbanken